

# ***Ichabod Crane Athletics***

**Our Tradition  
Continues!!**

# ***ICC Sport Offerings for Girls***

- **Basketball** – Varsity, JV, Modified
- **Cheerleading** – Varsity
- **Cross Country** – Varsity
- **Field Hockey** – Varsity, JV, Modified
- **Indoor Track** – Varsity
- **Soccer** – Varsity, JV, Modified
- **Softball** – Varsity, JV, Modified
- **Tennis** – Varsity
- **Track & Field** – Varsity, Modified
- **Volleyball** – Varsity, JV



# ICC Sport Offerings for Boys

- **Baseball** – Varsity, JV, Modified
- **Basketball** – Varsity, JV, Modified
- **Cross Country** – Varsity, Modified
- **Football** – Varsity, JV
- **Golf** - Varsity
- **Indoor Track** - Varsity
- **Soccer** – Varsity, JV, Modified
- **Tennis** – Varsity
- **Track & Field** – Varsity, Modified
- **Volleyball** – Varsity, JV
- **Wrestling** – Varsity, Modified



# Sign-ups Fall 2011 (363<sub>7/12/11</sub>)

## Girls Sports

	<u>V &amp; JV</u>	<u>M</u>
• Cross Country	12	9
• Field Hockey	43	16
• Soccer	47	19
• Tennis	21	
• Volleyball	<u>30</u>	
• Total Sign-ups	<b>153</b>	<b>44</b>

## Boys Sports

	<u>V &amp; JV</u>	<u>M</u>
• Cross Country	17	10
• Football	56	
• Golf	21	
• Soccer	<u>39</u>	<u>23</u>
• Total Sign-ups	<b>133</b>	<b>33</b>
• Sign-ups w/o Football		<b>110</b>

# Student Participation 2010-11

● Fall Season Only	111
● Winter Season Only	29
● Spring Season Only	58
● Fall and Winter Seasons	42
● Fall and Spring Seasons	82
● Winter and Spring Seasons	28
● <u>Three Season Athletes</u>	<u>90</u>
● <b>Non-duplicated # of Participants</b>	<b>440</b>
● Total End of Season Roster Spots	768
● <b>Number of students who signed up</b>	<b>980</b>

## End of Season Roster Sizes '10 -'11

● Girls Basketball	34	● Baseball	45
● Cheerleading	17	● Boys Basketball	37
● Girls Cross Country	12	● Bowling	10
● Field Hockey	51	● Boys Cross Country	38
● Girls Soccer	60	● Football	47
● Girls Indoor Track	14	● Golf	17
● Softball	43	● Boys Indoor Track	42
● Girls Tennis	24	● Boys Soccer	64
● Girls Track & Field	55	● Boys Tennis	18
● Girls Volleyball	16	● Boys Track & Field	73
		● Boys Volleyball	24
		● Wrestling	28

# Academic Achievement In-season Athletes

## ● High Honor Roll

- Freshmen (151) 80
- Sophomores (166) 49
- Juniors (132) 44
- Seniors (126) 42
- All HS athletes (675) **215**

## ● Honor Roll

- Freshmen (151) 33
- Sophomores (166) 57
- Juniors (132) 34
- Seniors (126) 35
- All HS athletes (675) **159**

# New York State Scholar Athlete Team Awards 2010-11

## ● Girls Teams

- Track (36 s/a – 90.2%)
- Field Hockey (14 s/a – 90.2%)
- Tennis (13 s/a – 93.2%)
- Softball (12 s/a – 90.1%)
- Soccer (19 s/a – 90.6%)
- X-Country (7 s/a – 90.5%)
- Indoor Track (12 s/a – 90%)

## ● Boys Teams

- Track (31 s/a – 90.3%)
- Tennis (9 s/a – 90.6%)
- Soccer (16 s/a – 90%)
- Basketball (7 s/a – 90.3%)
- Indoor Track (20 s/a – 90.1%)
- X-Country (12 s/a – 90.7%)
- Golf (8 s/a – 90.5%)
- Volleyball (8 s/a – 90.8%)


# *2010-2011 Colonial Council Champions*

- Cross Country - Boys
- Soccer – Boys
- Track & Field – Boys
- Indoor Track - Boys



# *2010-2011 Patroon Conference Champions*

- Field Hockey
- Boys Volleyball



# Conference Championships

Columbia County, CHVL, Patroon, Colonial

## ● GIRLS

● Volleyball	25
● Basketball	14
● Tennis	11
● Softball	9
● Track & Field	6
● Field Hockey	4
● Soccer	5
● Cross Country	3
● Swimming	1

● **78 Championships**

## ● BOYS

● Baseball	24
● Volleyball	22
● Soccer	21
● Track & Field	20
● Basketball	19
● Golf	19
● Cross Country	16
● Tennis	7
● Bowling	3

● **151 Championships**

# Section 2 Titles by Sport

● Baseball	16	● Golf	2
● Boys Soccer	5	● Softball	2
● Boys Cross Country	5	● Boys Basketball	1
● Boys Volleyball	5	● Girls Volleyball	1
● Girls Tennis	3	● Boys Tennis	1
● Girls Basketball	2	● Boys Track & Field	1
● Gymnastics	2	● Boys Indoor Track - 1	



# New York State Regional Titles

- 1991-92 Baseball
- 2006-07 Baseball
- 2010-11 Boys Volleyball

New York State  
Champions

● Baseball

1991-92



# Transportation Comparison - Mileage

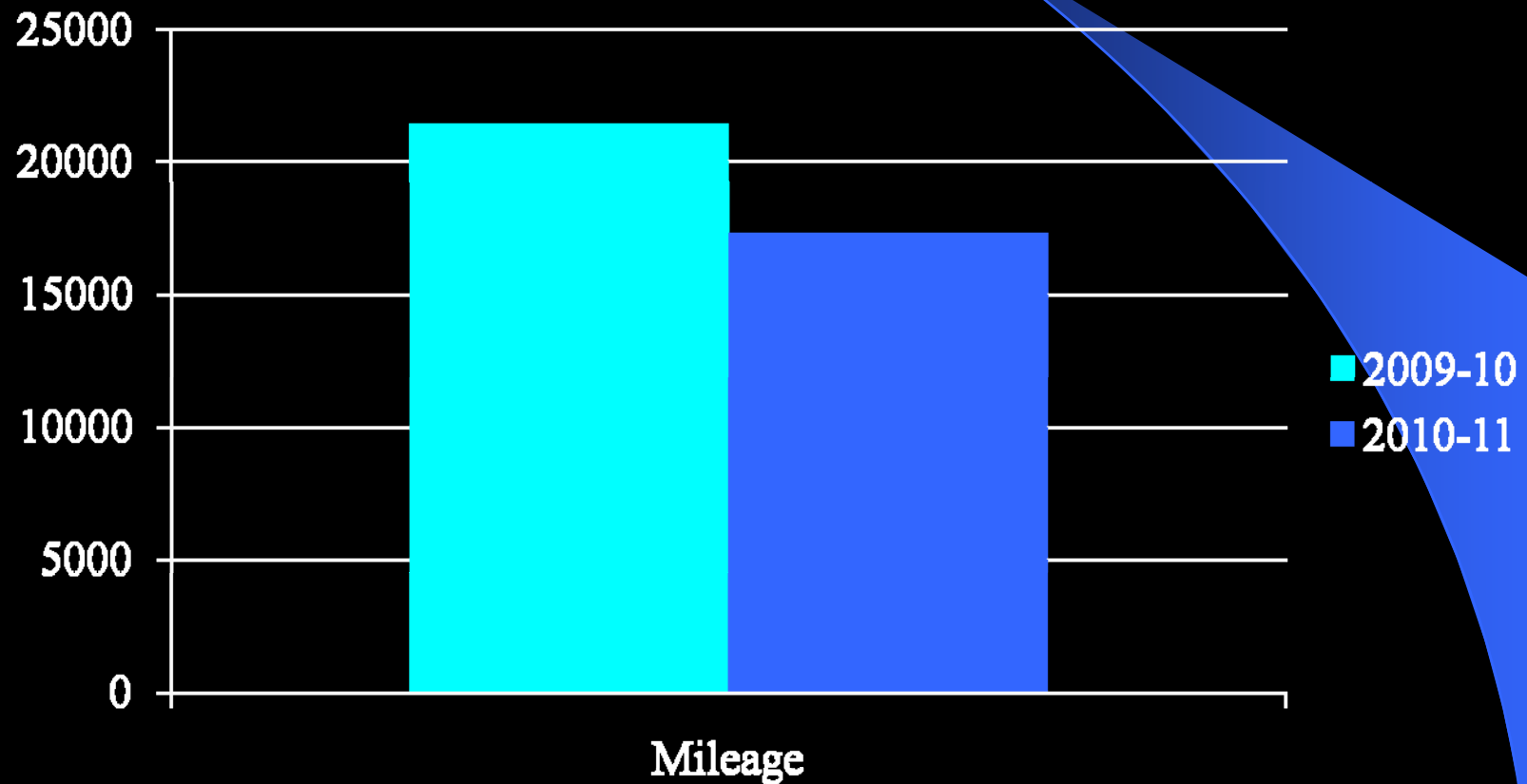
## 2009-10 School Year

● August	201
● September	4088
● October	3628
● November	1055
● December	2054
● January	2691
● February	1393
● March	545
● April	2712
● May	2562
● <u>June</u>	<u>544</u>
● <b>Total</b>	<b>21,437</b>
● <b>Football</b>	<b>741</b>

## 2010-11 School Year

● August	0
● September	3536
● October	3609
● November	971
● December	1851
● January	2009
● February	700
● March	132
● April	1771
● May	2443
● <u>June</u>	<u>280</u>
● <b>Total</b>	<b>17,302</b>
● <b>Football</b>	<b>700</b>

# Mileage Comparison 2009-10 v. 2010-11



# Transportation Comparison – Driver Hours

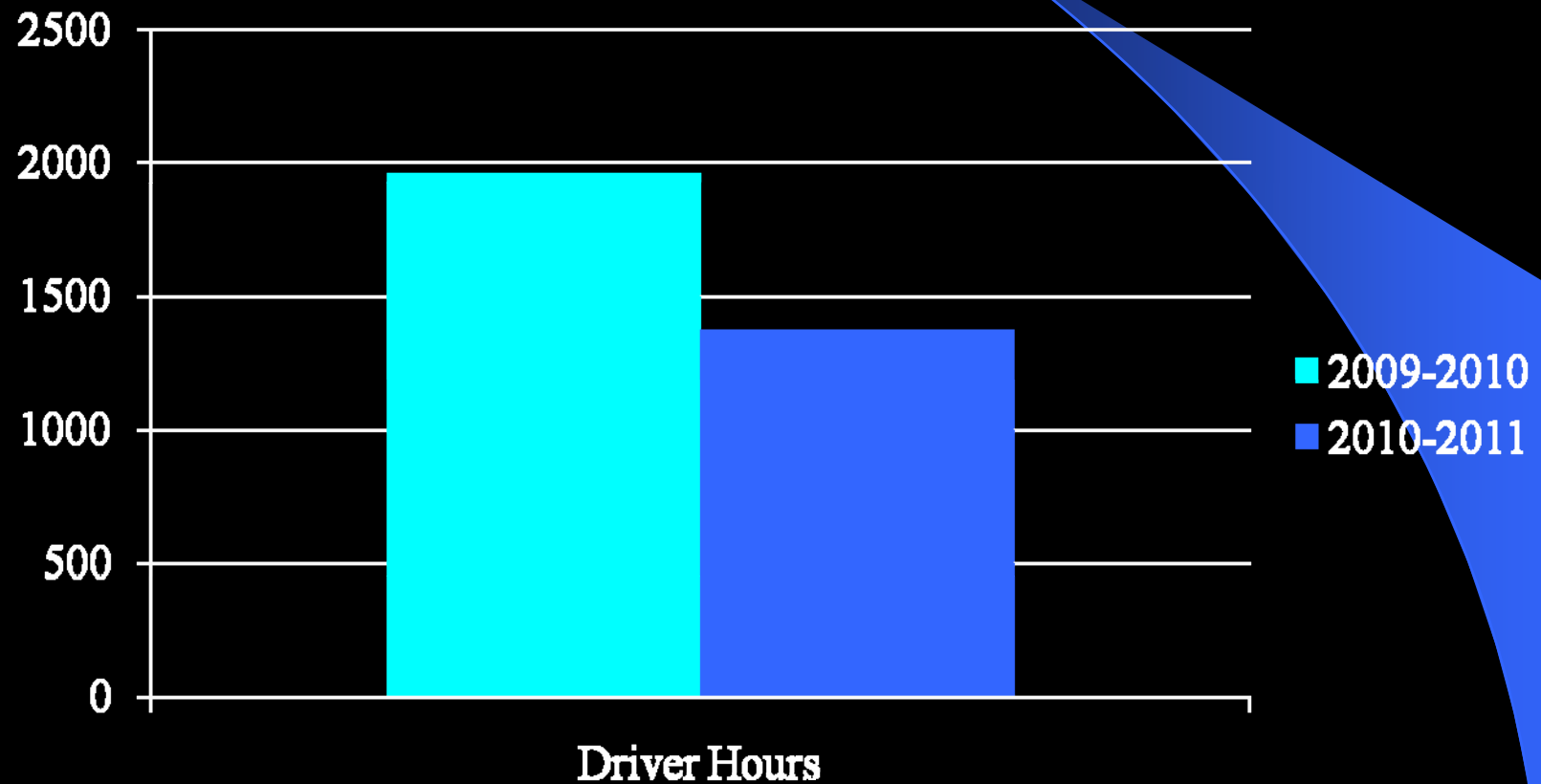
## 2009-10 School Year

• August	17.25
• September	291.25
• October	296.50
• November	88.25
• December	210.75
• January	306.00
• February	159.50
• March	44.50
• April	244.00
• May	259.25
• <u>June</u>	<u>42.50</u>
• <b>Total</b>	<b>1,959.75</b>
• <b>Football</b>	<b>57.75</b>

## 2010-11 School Year

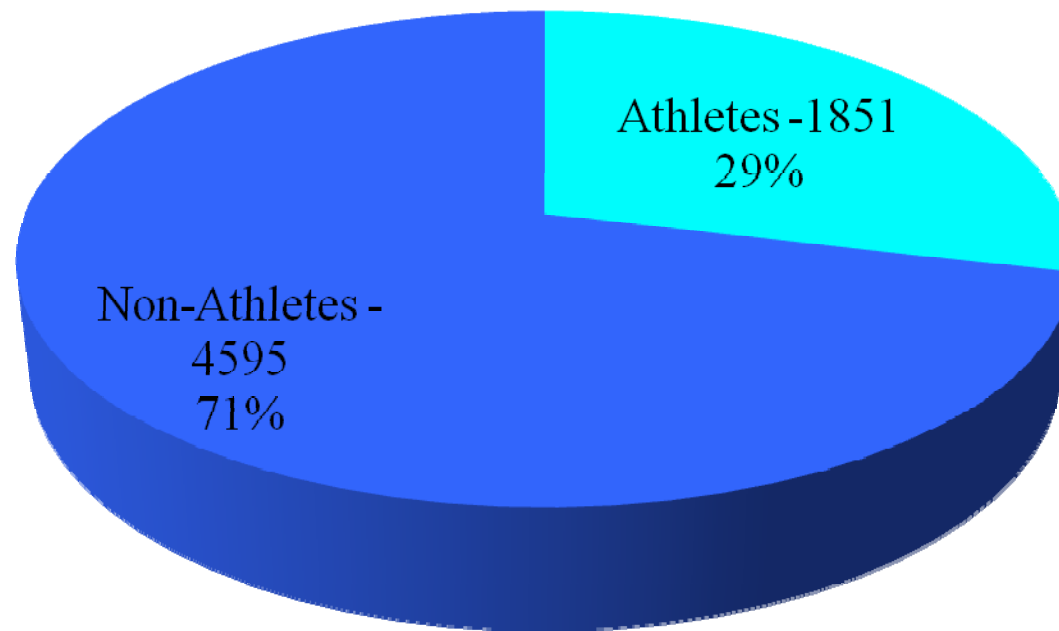
• August	0.00
• September	239.45
• October	250.00
• November	74.50
• December	170.50
• January	186.25
• February	59.50
• March	18.75
• April	139.05
• May	216.00
• <u>June</u>	<u>18.25</u>
• <b>Total</b>	<b>1,372.25</b>
• <b>Football</b>	<b>56.50</b>

# Driver Hours Comparison 2009-10 v. 2010-11



# Athlete Absences 2010-11 (High School)

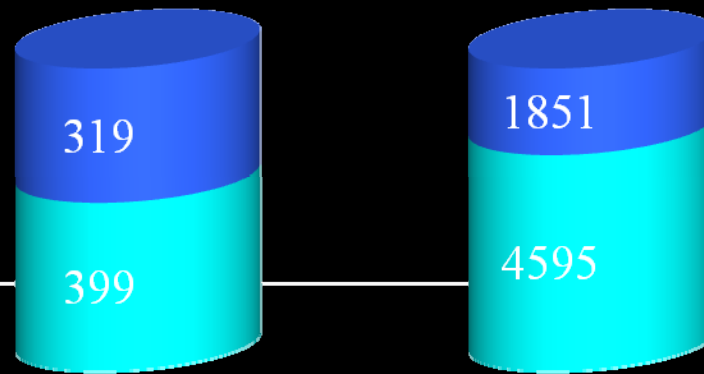
**Athletes (319) Non-Athletes (399)**



# High School Absences

## Days Absent

■ Non-Athletes ■ Athletes



	Student Body	Absences
Athletes	319	1851
Non-Athletes	399	4595

# Absence Percentages

## ● Athletes

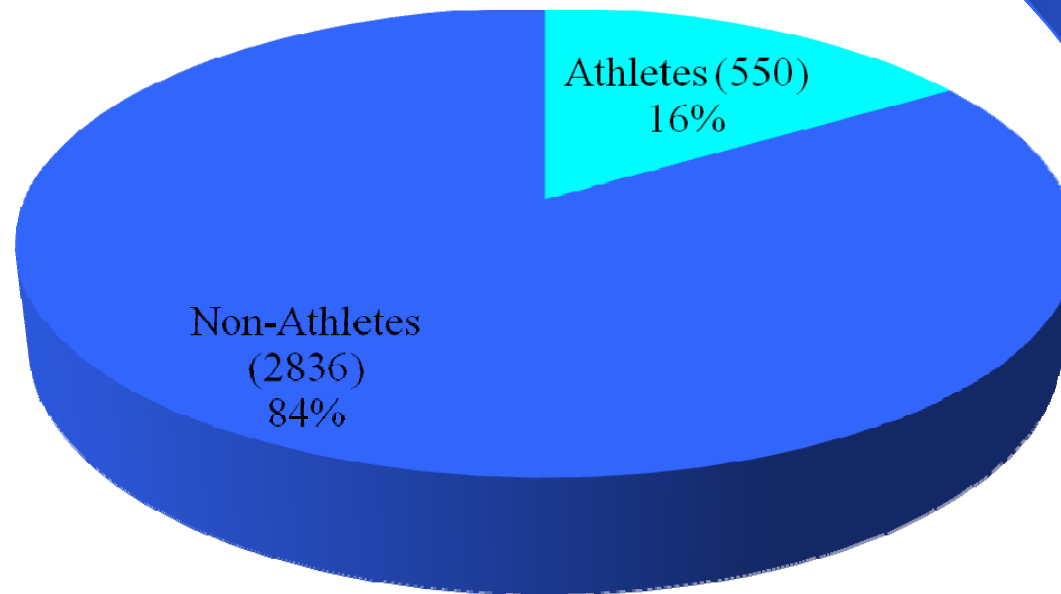
- 319 Athletes
- 1851 Absences
- **5.8** Absences/year

## ● Non-Athletes

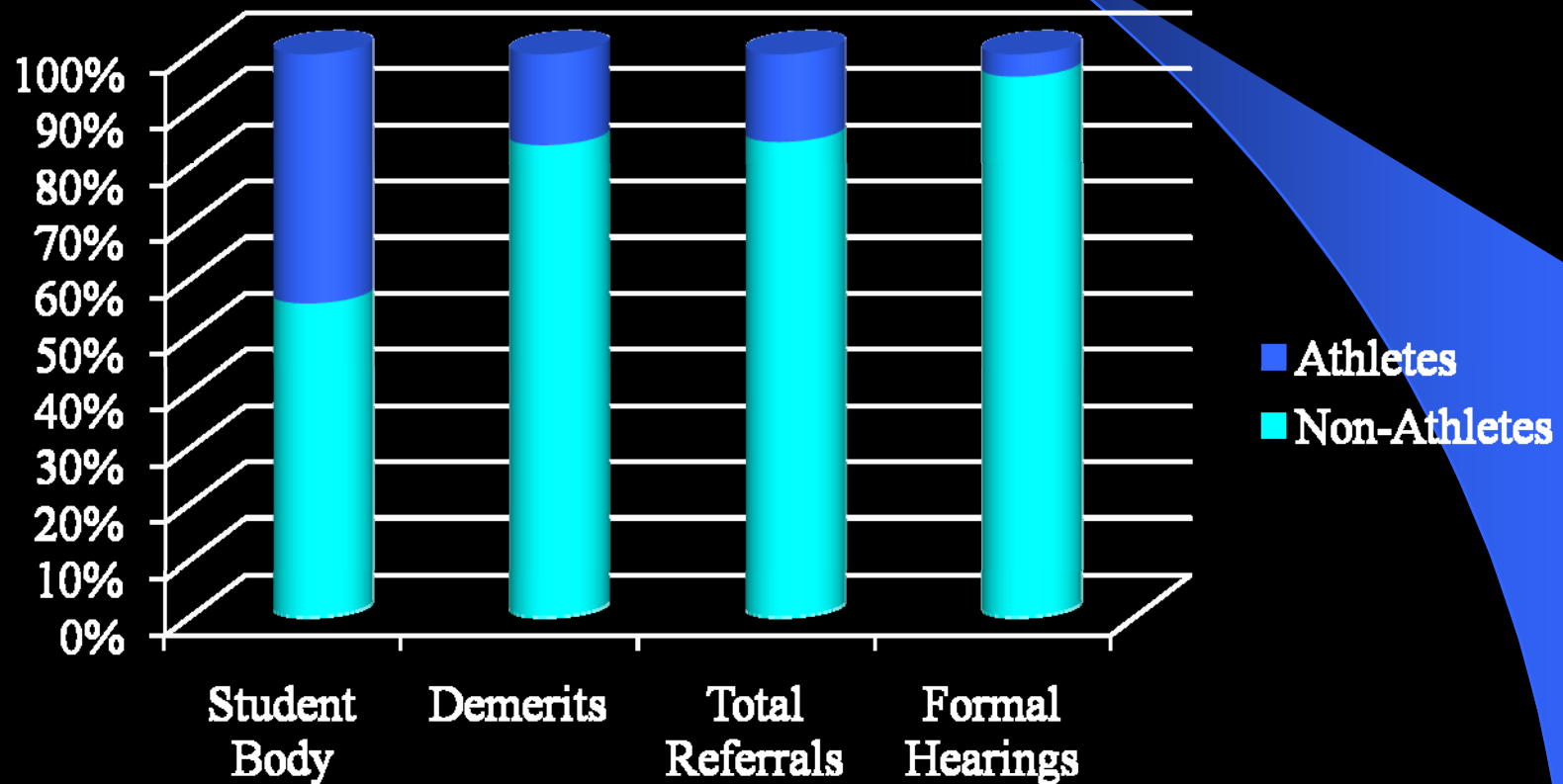
- 399 Non-athletes
- 4595 Absences
- **11.5** Absences/year

# HS Disciplinary Demerits

**Athletes (90), Non-Athletes (167)**



# H.S. Discipline 2010-11



# Athlete Demerits

● Freshmen	18	● Demerits	107
● Sophomores	35	● Demerits	201
● Juniors	15	● Demerits	45
● Seniors	<u>22</u>	● Demerits	<u>197</u>
● S/A w/Demerits	90	● Total Demerits	550

# Disciplinary Offenses - Athletes

● <u>Level</u>	<u>9<sup>th</sup></u>	<u>10<sup>th</sup></u>	<u>11<sup>th</sup></u>	<u>12<sup>th</sup></u>	<u>Total</u>
● 1	28	59	15	20	122
● 2	24	50	8	60	142
● 3	5	3	0	1	9
● 4	0	0	0	0	0
● <b>Totals</b>	<b>57</b>	<b>112</b>	<b>23</b>	<b>81</b>	<b>273</b>

# Demerit Comparison

- One Sport Athletes (41 received demerits) 282
- Two Sport Athletes (32 received demerits) 175
- Three Sport Athletes (17 received demerits) 93
- 90 of 319 (28.2%) of Athletes received Demerits **550**
  
- Non-Athletes (167 received demerits)
- 167 of 399 (41.8%) Non-Athletes received demerits **2836**