

2016-2017

General

Fund

Budget

Board Adopted April 19, 2016

Table of Contents

Popular Budget

 Appropriations Budget

 Revenue Budget

Three Component Budget

 Administrative, Program and Capital

Property Tax Report Card

Administrative Salaries

Budget Notice

School Report Card - Fiscal Accountability Supplement

School Report Card – Information About Students with Disabilities

Tax Exemption Impact Report

ICHABOD CRANE CSD

2015-16 BUDGET TO 2016-17 BUDGET COMPARISON

DETAIL APPROPRIATION BUDGET REPORT BY ST3 CODE

Account	Description	2015 - 16 Budget	2016 - 17 Proposed Budget	Dollar (\$) Change	Percent (%) Change
A1010.4	Contractual And Other	\$6,539	\$4,950	(\$1,589)	-24.30%
A1010.45	Materials And Supplies	\$4,100	\$5,150	\$1,050	25.61%
1010	BOARD OF EDUCATION	\$10,639	\$10,100	(\$539)	-5.07%
A1040.16	Noninstructional	\$49,313	\$51,096	\$1,783	3.62%
A1040.4	Contractual And Other	\$1,000	\$1,600	\$600	60.00%
A1040.45	Materials And Supplies	\$450	\$450	\$0	0.00%
1040	DISTRICT CLERK	\$50,763	\$53,146	\$2,383	4.69%
A1060.4	Contractual And Other	\$4,250	\$4,000	(\$250)	-5.88%
A1060.45	Materials And Supplies	\$50	\$50	\$0	0.00%
1060	DISTRICT MEETING	\$4,300	\$4,050	(\$250)	-5.81%
10	GENERAL SUPPORT	\$65,702	\$67,296	\$1,594	2.43%
A1240.15	Instructional Salaries	\$158,738	\$164,690	\$5,952	3.75%
A1240.16	Noninstructional	\$54,190	\$58,255	\$4,065	7.50%
A1240.4	Contractual And Other	\$3,500	\$3,500	\$0	0.00%
A1240.45	Materials And Supplies	\$1,500	\$1,500	\$0	0.00%
1240	CHIEF SCHOOL ADMINISTRATOR	\$217,928	\$227,945	\$10,017	4.60%
12	CENTRAL ADMINISTRATION	\$217,928	\$227,945	\$10,017	4.60%
A1310.16	Noninstructional	\$209,447	\$223,974	\$14,527	6.94%
A1310.4	Contractual And Other	\$15,450	\$15,650	\$200	1.29%
A1310.45	Materials And Supplies	\$1,250	\$1,250	\$0	0.00%
A1310.49	Boces Services	\$32,000	\$59,092	\$27,092	84.66%
1310	BUSINESS ADMINISTRATION	\$258,147	\$299,966	\$41,819	16.20%
A1320.16	Noninstructional	\$4,000	\$4,200	\$200	5.00%
A1320.4	Contractual And Other	\$25,941	\$26,000	\$59	0.23%
1320	AUDITING	\$29,941	\$30,200	\$259	0.87%
A1325.4	Contractual And Other	\$550	\$550	\$0	0.00%
A1325.45	Materials And Supplies	\$600	\$600	\$0	0.00%
1325	TREASURER	\$1,150	\$1,150	\$0	0.00%
A1330.16	Noninstructional	\$0	\$300	\$300	-

A1330.4	Contractual And Other	\$9,356	\$8,500	(\$856)	-9.15%
A1330.45	Materials And Supplies	\$200	\$200	\$0	0.00%
1330	TAX COLLECTOR	\$9,556	\$9,000	(\$556)	-5.82%
A1345.49	Boces Services	\$6,750	\$4,510	(\$2,240)	-33.19%
1345	PURCHASING	\$6,750	\$4,510	(\$2,240)	-33.19%
13	FINANCE	\$305,544	\$344,826	\$39,282	12.86%
A1420.4	Contractual And Other	\$71,001	\$72,500	\$1,499	2.11%
A1420.49	Boces Services	\$3,000	\$0	(\$3,000)	-100.00%
1420	LEGAL	\$74,001	\$72,500	(\$1,501)	-2.03%
A1430.4	Contractual And Other	\$500	\$0	(\$500)	-100.00%
A1430.49	Boces Services	\$5,000	\$5,500	\$500	10.00%
1430	PERSONNEL	\$5,500	\$5,500	\$0	0.00%
A1480.4	Contractual And Other	\$41,000	\$41,000	\$0	0.00%
A1480.49	Boces Services	\$63,500	\$66,383	\$2,883	4.54%
1480	PUBLIC INFORMATION & SERVICES	\$104,500	\$107,383	\$2,883	2.76%
14	STAFF	\$184,001	\$185,383	\$1,382	0.75%
A1620.16	Noninstructional	\$608,183	\$670,821	\$62,638	10.30%
A1620.2	Equipment	\$100,175	\$132,175	\$32,000	31.94%
A1620.4	Contractual And Other	\$1,036,053	\$1,084,112	\$48,059	4.64%
A1620.45	Materials And Supplies	\$99,750	\$99,750	\$0	0.00%
A1620.49	Boces Services	\$34,000	\$9,439	(\$24,561)	-72.24%
1620	OPERATION OF PLANT	\$1,878,161	\$1,996,297	\$118,136	6.29%
A1621.16	Noninstructional	\$337,556	\$343,730	\$6,174	1.83%
A1621.2	Equipment	\$85,000	\$103,120	\$18,120	21.32%
A1621.4	Contractual And Other	\$257,760	\$259,342	\$1,582	0.61%
A1621.45	Materials And Supplies	\$218,100	\$218,350	\$250	0.11%
1621	MAINTENANCE OF PLANT	\$898,416	\$924,542	\$26,126	2.91%
A1670.4	Contractual And Other	\$33,750	\$33,750	\$0	0.00%
A1670.45	Materials And Supplies	\$500	\$500	\$0	0.00%
1670	CENTRAL PRINTING & MAILING	\$34,250	\$34,250	\$0	0.00%
A1680.2	Equipment	\$4,000	\$4,000	\$0	0.00%
A1680.49	Boces Services	\$190,000	\$190,000	\$0	0.00%
1680	CENTRAL DATA PROCESSING	\$194,000	\$194,000	\$0	0.00%

16	CENTRAL SERVICES	\$3,004,827	\$3,149,089	\$144,262	4.80%
A1910.4	Unallocated Insurance	\$17,500	\$16,300	(\$1,200)	-6.86%
1910	UNALLOCATED INSURANCE	\$17,500	\$16,300	(\$1,200)	-6.86%
A1920.4	School Association	\$9,200	\$9,200	\$0	0.00%
1920	SCHOOL ASSOCIATION DUES	\$9,200	\$9,200	\$0	0.00%
A1964.4	Refund On Real	\$35,000	\$30,000	(\$5,000)	-14.29%
1964	REFUND ON REAL PROPERTY TAXES	\$35,000	\$30,000	(\$5,000)	-14.29%
A1981.49	Boces Administrative	\$161,880	\$174,927	\$13,047	8.06%
1981	BOCES ADMINISTRATIVE COSTS	\$161,880	\$174,927	\$13,047	8.06%
19	SPECIAL ITEMS	\$223,580	\$230,427	\$6,847	3.06%
1	A 1000 - 1999 GENERAL SUPPORT	\$4,001,582	\$4,204,966	\$203,384	5.08%
A2010.15	Instructional Salaries	\$5,000	\$7,500	\$2,500	50.00%
A2010.4	Contractual And Other	\$2,000	\$2,000	\$0	0.00%
A2010.45	Materials And Supplies	\$500	\$500	\$0	0.00%
2010	CURRICULUM DEVEL & SUPERVISION	\$7,500	\$10,000	\$2,500	33.33%
A2020.15	Instructional Salaries	\$666,943	\$688,182	\$21,239	3.18%
A2020.16	Noninstructional	\$290,271	\$312,344	\$22,073	7.60%
A2020.4	Contractual And Other	\$19,910	\$20,389	\$479	2.41%
A2020.45	Materials And Supplies	\$14,985	\$14,985	\$0	0.00%
2020	SUPERVISION-REGULAR SCHOOL	\$992,109	\$1,035,900	\$43,791	4.41%
A2040.15	Instructional Salaries	\$3,400	\$3,400	\$0	0.00%
2040	SUPERVISION-SPECIAL SCHOOLS	\$3,400	\$3,400	\$0	0.00%
A2060.16	Noninstructional	\$5,000	\$0	(\$5,000)	-100.00%
A2060.4	Contractual And Other	\$0	\$5,000	\$5,000	-
A2060.49	Boces Services	\$44,000	\$54,500	\$10,500	23.86%
2060	RESEARCH, PLANNING & EVALUAT	\$49,000	\$59,500	\$10,500	21.43%
A2070.15	Instructional Salaries	\$2,500	\$10,000	\$7,500	300.00%
A2070.16	Noninstructional	\$24,411	\$25,327	\$916	3.75%
A2070.4	Contractual And Other	\$11,500	\$4,000	(\$7,500)	-65.22%
A2070.45	Materials And Supplies	\$1,500	\$1,500	\$0	0.00%
A2070.49	Boces Services	\$15,845	\$27,965	\$12,120	76.49%

2070	INSERVICE TRAINING- INSTRUCTION	\$55,756	\$68,792	\$13,036	23.38%
20	ADMINISTRATION & IMPROVEMENT	\$1,107,765	\$1,177,592	\$69,827	6.30%
A2110.12a	Teacher Salaries, Full Day K-3	\$2,313,924	\$2,480,795	\$166,871	7.21%
A2110.12b	Teacher Salaries 4-6	\$1,927,258	\$1,901,652	(\$25,606)	-1.33%
A2110.13	Teacher Salaries, 7-12	\$4,672,247	\$4,901,180	\$228,933	4.90%
A2110.14	Substitute Teacher	\$203,500	\$249,500	\$46,000	22.60%
A2110.16	Noninstructional	\$47,700	\$1,500	(\$46,200)	-96.86%
A2110.4	Contractual And Other	\$68,105	\$61,255	(\$6,850)	-10.06%
A2110.45	Materials And Supplies	\$180,627	\$181,134	\$507	0.28%
A2110.471	Tuition Paid To Public Dists In Nys	\$25,000	\$25,000	\$0	0.00%
A2110.48	Textbooks	\$150,255	\$148,655	(\$1,600)	-1.06%
A2110.49b	Other Boces Services - Non Lep	\$27,441	\$69,149	\$41,708	151.99%
2110	TEACHING-REGULAR SCHOOL	\$9,616,057	\$10,019,820	\$403,763	4.20%
21	TEACHING	\$9,616,057	\$10,019,820	\$403,763	4.20%
A2250.15	Instructional Salaries	\$3,020,663	\$3,260,035	\$239,372	7.92%
A2250.16	Noninstructional	\$111,501	\$116,230	\$4,729	4.24%
A2250.4	Contractual And Other	\$105,700	\$124,600	\$18,900	17.88%
A2250.45	Materials And Supplies	\$21,000	\$22,500	\$1,500	7.14%
A2250.471	Tuition Paid To Public	\$643,735	\$487,856	(\$155,879)	-24.21%
A2250.472	Tuition - All Other	\$0	\$18,000	\$18,000	-
A2250.48	Textbooks	\$2,500	\$2,500	\$0	0.00%
A2250.49	Boces Services	\$1,342,840	\$1,630,385	\$287,545	21.41%
2250	PROGRAMS-STUDENTS W/ DISABIL	\$5,247,939	\$5,662,106	\$414,167	7.89%
A2280.49	Boces Services	\$974,947	\$871,598	(\$103,349)	-10.60%
2280	OCCUPATIONAL EDUCATION	\$974,947	\$871,598	(\$103,349)	-10.60%
22	SPECIAL PROGRAMS	\$6,222,886	\$5,910,704	(\$312,182)	-5.02%
A2330.15	Instructional Salaries	\$35,500	\$53,040	\$17,540	49.41%
A2330.45	Materials And Supplies	\$750	\$1,250	\$500	66.67%
A2330.49a	Boces Services (Including Eq Att)	\$43,260	\$49,031	\$5,771	13.34%
2330	TEACHING-SPECIAL SCHOOLS	\$79,510	\$103,321	\$23,811	29.95%
23	SPECIAL SCHOOLS	\$79,510	\$103,321	\$23,811	29.95%

A2610.15	Instructional Salaries	\$208,095	\$222,751	\$14,656	7.04%
A2610.4	Contractual And Other	\$3,683	\$3,683	\$0	0.00%
A2610.45	Materials And Supplies	\$24,375	\$25,175	\$800	3.28%
A2610.46	School Library A/V Loan	\$29,825	\$29,825	\$0	0.00%
A2610.49	Boces Services	\$11,250	\$11,250	\$0	0.00%
2610	SCHOOL LIBRARY & AUDIOVISUAL	\$277,228	\$292,684	\$15,456	5.58%
A2620.49	Boces Services	\$642	\$2,448	\$1,806	281.31%
2620	EDUCATIONAL TELEVISION	\$642	\$2,448	\$1,806	281.31%
A2630.16	Noninstructional	\$136,500	\$141,925	\$5,425	3.97%
A2630.2	Equipment	\$34,000	\$34,000	\$0	0.00%
A2630.45	Materials And Supplies	\$22,000	\$22,000	\$0	0.00%
A2630.46	State-Aided Computer Software	\$29,000	\$29,000	\$0	0.00%
A2630.49	Boces Services	\$94,505	\$130,656	\$36,151	38.25%
A2630.4a	State-Aided Computer Hdware - Lease	\$5,000	\$5,000	\$0	0.00%
A2630.4c	Contractual & Other (Not Aide Lease)	\$16,250	\$27,410	\$11,160	68.68%
2630	COMPUTER ASSISTED INSTRUCTION	\$337,255	\$389,991	\$52,736	15.64%
26	SPECIAL MEDIA	\$615,125	\$685,123	\$69,998	11.38%
A2805.16	Noninstructional	\$61,148	\$63,057	\$1,909	3.12%
2805	ATTENDANCE-REGULAR SCHOOL	\$61,148	\$63,057	\$1,909	3.12%
A2810.15	Instructional Salaries	\$389,776	\$443,886	\$54,110	13.88%
A2810.16	Noninstructional	\$34,495	\$35,106	\$611	1.77%
A2810.4	Contractual And Other	\$1,575	\$3,575	\$2,000	126.98%
A2810.45	Materials And Supplies	\$1,865	\$1,865	\$0	0.00%
2810	GUIDANCE-REGULAR SCHOOL	\$427,711	\$484,432	\$56,721	13.26%
A2815.16	Noninstructional	\$140,800	\$152,298	\$11,498	8.17%
A2815.4	Contractual And Other	\$45,600	\$46,350	\$750	1.64%
A2815.45	Materials And Supplies	\$4,000	\$4,000	\$0	0.00%
2815	HEALTH SERVICES-REGULAR SCHOOL	\$190,400	\$202,648	\$12,248	6.43%
A2825.4	Contractual And Other	\$33,000	\$33,000	\$0	0.00%
2825	SOCIAL WORK SRVC-REG SCHOOL	\$33,000	\$33,000	\$0	0.00%
A2850.15	Instructional Salaries	\$66,100	\$68,100	\$2,000	3.03%

A2850.16	Noninstructional	\$500	\$500	\$0	0.00%
2850	CO-CURRICULAR ACTIV- REG SCHL	\$66,600	\$68,600	\$2,000	3.00%
A2855.15	Instructional Salaries	\$151,043	\$162,688	\$11,645	7.71%
A2855.4	Contractual And Other	\$78,126	\$79,736	\$1,610	2.06%
A2855.45	Materials And Supplies	\$27,600	\$17,200	(\$10,400)	-37.68%
2855	INTERSCHOL ATHLETICS- REG SCHL	\$256,769	\$259,624	\$2,855	1.11%
28	PUPIL SERVICES	\$1,035,628	\$1,111,361	\$75,733	7.31%
2	A 2000-2999 ADMIN & IMPROVEMENT	\$18,676,971	\$19,630,921	\$953,950	5.11%
A5510.16a	Noninstructional Salaries Excl. Super.	\$1,165,518	\$1,192,915	\$27,397	2.35%
A5510.16b	Noninstructional Salaries (Trans Supervi	\$129,677	\$132,900	\$3,223	2.49%
A5510.2	Equipment	\$1,821	\$1,821	\$0	0.00%
A5510.4	Contractual And Other	\$92,680	\$104,662	\$11,982	12.93%
A5510.45	Materials And Supplies	\$364,174	\$363,950	(\$224)	-0.06%
A5510.49a	Boces Bus Driver	\$1,600	\$2,000	\$400	25.00%
5510	DISTRICT TRANSPORT	\$1,755,470	\$1,798,248	\$42,778	2.44%
A5530.16	Noninstructional	\$12,785	\$14,000	\$1,215	9.50%
A5530.4	Contractual And Other	\$143,112	\$137,064	(\$6,048)	-4.23%
A5530.45	Materials And Supplies	\$400	\$400	\$0	0.00%
5530	GARAGE BUILDING	\$156,297	\$151,464	(\$4,833)	-3.09%
5	A 5000 - 5999 TRANSPORTATION	\$1,911,767	\$1,949,712	\$37,945	1.98%
A9010.8	State Retirement	\$617,170	\$627,003	\$9,833	1.59%
9010	STATE RETIREMENT	\$617,170	\$627,003	\$9,833	1.59%
A9020.8	Teachers' Retirement	\$1,943,902	\$1,631,622	(\$312,280)	-16.06%
9020	TEACHERS' RETIREMENT	\$1,943,902	\$1,631,622	(\$312,280)	-16.06%
A9030.8	Social Security	\$1,316,048	\$1,392,033	\$75,985	5.77%
9030	SOCIAL SECURITY	\$1,316,048	\$1,392,033	\$75,985	5.77%
A9040.8	Workers' Compensation	\$119,000	\$97,000	(\$22,000)	-18.49%
9040	WORKERS' COMPENSATION	\$119,000	\$97,000	(\$22,000)	-18.49%
A9050.8	Unemployment	\$50,000	\$50,000	\$0	0.00%
9050	UNEMPLOYMENT INSURANCE	\$50,000	\$50,000	\$0	0.00%

A9060.8	Hospital, Medical And Dental	\$6,847,207	\$7,023,743	\$176,536	2.58%
9060	HOSPITAL, MEDICAL & DENTAL INS	\$6,847,207	\$7,023,743	\$176,536	2.58%
90	EMPLOYEE BENEFITS	\$10,893,327	\$10,821,401	(\$71,926)	-0.66%
A9710.6	Serial Bonds - Other	\$1,390,000	\$990,000	(\$400,000)	-28.78%
A9710.7	Serial Bonds - Other	\$323,875	\$259,692	(\$64,183)	-19.82%
9710	DEBT SERVICE-SER BONDS SCH CONST	\$1,713,875	\$1,249,692	(\$464,183)	-27.08%
A9730.7	Bond Anticipation Notes	\$37,125	\$37,125	\$0	0.00%
9730		\$37,125	\$37,125	\$0	0.00%
A9732.6	Bond Anticipation Notes Bus	\$305,195	\$227,877	(\$77,318)	-25.33%
A9732.7	Bond Anticipation Notes Bus	\$12,158	\$12,293	\$135	1.11%
9732	DEBT SERVICE-BANS BUSES	\$317,353	\$240,170	(\$77,183)	-24.32%
9	A 9000-9999 BENEFITS/DEBT SERVICE	\$12,961,680	\$12,348,388	(\$613,292)	-4.73%
	Grand Totals:	\$37,552,000	\$38,133,987	\$581,987	1.55%

2016-17

REVENUE STATUS REPORT

ACCOUNT	DESCRIPTION	2015-16	2016-17	\$ CHANGE	% CHANGE
A 1001	Tax Levy	\$ 22,302,988	\$ 22,451,460	\$ 148,472	0.67%
A 1081	Contribution Lieu Taxes	\$ 50,650	\$ 54,871	\$ 4,221	8.33%
A 1090	Interest Penalties On Real Taxes	\$ 45,000	\$ 45,000	\$ -	0.00%
A 1315	Adult Ed Tuition	\$ 12,000	\$ 12,000	\$ -	0.00%
A 1320	Summer School Tuition	\$ 13,500	\$ 10,000	\$ (3,500)	-25.93%
A 1410	Admissions	\$ 12,000	\$ -	\$ (12,000)	-100.00%
A 2230	Day School Tuition Other Districts	\$ 140,000	\$ 155,000	\$ 15,000	10.71%
A 2235	Services Boces Ancillary	\$ 9,000	\$ 9,000	\$ -	0.00%
A 2401	Interest Profit Investments	\$ 64,120	\$ 65,000	\$ 880	1.37%
A 2410	Real Property Rental	\$ 17,000	\$ 17,000	\$ -	0.00%
A 2413	Rentals From Boces	\$ 15,000	\$ 15,000	\$ -	0.00%
A 2416	Rental Other Governments	\$ 8,000	\$ 8,000	\$ -	0.00%
A 2440	Lease Of School Buses	\$ 7,000	\$ 7,000	\$ -	0.00%
A 2665	Sale of Equipment	\$ 3,000	\$ 3,000	\$ -	0.00%
A 2690	Other Compensation For Loss	\$ 1,000	\$ 1,000	\$ -	0.00%
A 2701	Refund-Boces	\$ 150,000	\$ 150,000	\$ -	0.00%
A 2703	Refund Prior Years-Other	\$ 30,000	\$ 30,000	\$ -	0.00%
A 2770	Misc Revenues	\$ 27,500	\$ 30,000	\$ 2,500	9.09%
A 2770..2	E-Rate Refunds	\$ 60,000	\$ 60,000	\$ -	0.00%
A 3100	State Aid Excess Cost/High Cost	\$ 754,950	\$ 572,807	\$ (182,143)	-24.13%
A 3101	State Aid Basic Formula	\$ 8,932,162	\$ 9,856,058	\$ 923,896	10.34%
A 3101..2	State Aid-Transportation	\$ 1,379,129	\$ 1,434,330	\$ 55,201	4.00%
A 3101..30	State Aid Building Regular	\$ 1,378,145	\$ 989,261	\$ (388,884)	-28.22%
A 3101..4	State Aid Computer/Technology Hard	\$ 23,360	\$ 23,216	\$ (144)	-0.62%
A 3103	State Aid Boces	\$ 825,725	\$ 937,228	\$ 111,503	13.50%
A 3260	State Aid Textbooks	\$ 157,340	\$ 152,963	\$ (4,377)	-2.78%
A 3289	Other State Aid	\$ 226,757	\$ 226,757	\$ -	0.00%
A 4601	Medicaid Revenues-Fed	\$ 106,000	\$ 135,000	\$ 29,000	27.36%
A 5050	Interfund Transfer For Debt Service	\$ 150,674	\$ 83,036	\$ (67,638)	-44.89%
	Appropriated Fund Balance	\$ 650,000	\$ 600,000	\$ (50,000)	-7.69%
GRAND TOTALS		\$ 37,552,000	\$ 38,133,987	\$ 581,987	1.55%

ICHABOD CRANE CSD
2016-17 THREE PART BUDGET
ADMINISTRATION, CAPITAL, PROGRAM

Account	Description	2016 - 17 Proposed Budget
Administrative Components		
1010	BOARD OF EDUCATION	\$10,100
1040	DISTRICT CLERK	\$53,146
1060	DISTRICT MEETING	\$4,050
1240	CHIEF SCHOOL ADMINISTRATOR	\$227,945
1310	BUSINESS ADMINISTRATION	\$299,966
1320	AUDITING	\$30,200
1325	TREASURER	\$1,150
1330	TAX COLLECTOR	\$9,000
1345	PURCHASING	\$4,510
1420	LEGAL	\$72,500
1430	PERSONNEL	\$5,500
1480	PUBLIC INFORMATION & SERVICES	\$107,383
1670	CENTRAL PRINTING & MAILING	\$34,250
1680	CENTRAL DATA PROCESSING	\$194,000
1910	UNALLOCATED INSURANCE	\$16,300
1920	SCHOOL ASSOCIATION DUES	\$9,200
1981	BOCES ADMINISTRATIVE COSTS	\$174,927
2010	CURRICULUM DEVEL & SUPERVISION	\$10,000
2020	SUPERVISION-REGULAR SCHOOL	\$1,038,400

2040	SUPERVISION-SPECIAL SCHOOLS	\$3,400
2060	RESEARCH, PLANNING & EVALUAT	\$59,500
2070	INSERVICE TRAINING-INSTRUCTION	\$68,792
9010	STATE RETIREMENT	\$250,801
9030	SOCIAL SECURITY	\$111,363
9040	WORKERS' COMPENSATION	\$7,760
9050	UNEMPLOYMENT INSURANCE	\$4,000
9060	HOSPITAL, MEDICAL & DENTAL INS	\$365,604
Totals For Administrative Components:		\$3,173,747

Capital Components

1620	OPERATION OF PLANT	\$1,996,297
1621	MAINTENANCE OF PLANT	\$924,542
1964	REFUND ON REAL PROPERTY TAXES	\$30,000
9010	STATE RETIREMENT	\$376,202
9030	SOCIAL SECURITY	\$97,442
9040	WORKERS' COMPENSATION	\$6,790
9050	UNEMPLOYMENT INSURANCE	\$3,500
9060	HOSPITAL, MEDICAL & DENTAL INS	\$509,065
9711	DEBT SERVICE-SER BONDS SCH CONST	\$1,249,692
9731	DEBT SERVICE BANS	\$37,125
Totals For Capital Components:		\$5,230,655

Program Components

2110	TEACHING-REGULAR SCHOOL	\$10,017,320
2250	PROGRAMS-STUDENTS W/ DISABIL	\$5,662,106
2280	OCCUPATIONAL EDUCATION	\$871,598
2330	TEACHING-SPECIAL SCHOOLS	\$103,321
2610	SCHOOL LIBRARY & AUDIOVISUAL	\$292,684
2620	EDUCATIONAL TELEVISION	\$2,448
2630	COMPUTER ASSISTED INSTRUCTION	\$389,991
2805	ATTENDANCE-REGULAR SCHOOL	\$63,057
2810	GUIDANCE-REGULAR SCHOOL	\$484,432
2815	HEALTH SERVICES-REGULAR SCHOOL	\$202,648
2825	SOCIAL WORK SRVC-REG SCHOOL	\$33,000
2850	CO-CURRICULAR ACTIV-REG SCHL	\$68,600
2855	INTERSCHOL ATHLETICS-REG SCHL	\$259,624
5510	DISTRICT TRANSPORT	\$1,798,248
5530	GARAGE BUILDING	\$151,464
9020	TEACHERS' RETIREMENT	\$1,631,622
9030	SOCIAL SECURITY	\$1,183,228
9040	WORKERS' COMPENSATION	\$82,450
9050	UNEMPLOYMENT INSURANCE	\$42,500
9060	HOSPITAL, MEDICAL & DENTAL INS	\$6,149,074

9732	DEBT SERVICE-BANS BUSES	\$240,170
------	----------------------------	-----------

Totals For Program Components:	\$29,729,585
--------------------------------	--------------

Grand Totals:	\$38,133,987
----------------------	---------------------

Component Percentage Analysis

Administrative	8.323%
Capital	13.717%
Program	77.961%
Total	100.00%

Property Tax Report Card 2015-2016 - Page 1
101401 - KINDERHOOK CSD Official - as of 04/15/2016 01:49 PM

Note: Some data elements of the Property Tax Report Card have been revised or renamed to more closely follow the Property Tax Cap calculations districts complete on the Office of the State Comptroller website. Please see the Help text above for definitions. Additional guidance on the Property Tax Levy Limit is available on the Office of Educational Management Services website: <http://www.p12.nysed.gov/mgtserv/propertytax/taxcap/>.

Please also submit an electronic version (PDF or Word) of your school district's 2016-17 Budget Notice to: emscmgts@nysed.gov. This will enable us to help correct any formula or data entry discrepancy quickly.

Form Due - April 25, 2016

Form Preparer Name:
 Preparer's Telephone Number:

<u>Shaded Fields Will Calculate</u>	Budgeted 2015-16 (A)	Proposed Budget 2016-17 (B)	Percent Change (C)
Total Budgeted Amount, not including Separate Propositions	37,552,000	38,133,987	1.55 %
A. Proposed Tax Levy to Support the Total Budgeted Amount, Net of Reserve ¹	22,302,988	22,451,460	
B. Tax Levy to Support Library Debt, if Applicable	0	0	
C. Tax Levy for Non-Excludable Propositions, if Applicable ²	0	0	
D. Total Tax Cap Reserve Amount Used to Reduce Current Year Levy, if Applicable	0	0	
E. Total Proposed School Year Tax Levy (A+B+C-D)	22,302,988	22,451,460	0.67 %
F. Permissible Exclusions to the School Tax Levy Limit	360,656	279,291	
G. School Tax Levy Limit, <u>Excluding</u> Levy for Permissible Exclusions ³	21,942,332	22,172,169	
H. Total Proposed Tax Levy for School Purposes, <u>Excluding</u> Permissible Exclusions and Levy for Library Debt, Plus Prior Year Tax Cap Reserve (E-B-F+D)	21,942,332	22,172,169	
I. Difference: (G-H);(negative value requires 60.0% voter approval) ²	0	0	
Public School Enrollment	1,851	1,835	-0.86 %
Consumer Price Index			0.12 %

¹ Exclude any prior year reserve for excess tax levy, including interest.

² Tax levy associated with educational or transportation services propositions are not eligible for exclusion under the School Tax Levy Limit and may affect voter approval requirements.

³ For 2016-17, includes any carryover from 2015-16 and excludes any tax levy for library debt or prior year reserve for excess tax levy, including interest.

	Actual 2015-16 (D)	Estimated 2016-17 (E)
Adjusted Restricted Fund Balance	1,478,596	1,465,000
Assigned Appropriated Fund Balance	650,000	600,000
Adjusted Unrestricted Fund Balance	1,407,669	1,525,359
Adjusted Unrestricted Fund Balance as a Percent of the Total Budget	3.75 %	4.00 %

Salary: Administrative Compensation Information 2015-2016 - Page 1
 101401 - KINDERHOOK CSD Official - as of 04/15/2016 01:51 PM

Form Due May 9, 2016

2016-2017 Salary Threshold = \$130,000

In response to legislative efforts to encourage greater cost sharing in service provision and local government administration, we now provide a section for districts that share administrative staff to highlight these efforts for the upcoming school year. Each sharing district should identify in the form the other district(s) with which they will be sharing administrative staff for school year 2016-2017.

If you will be sharing a Superintendent, list the other district (or districts) in the text box. If you will be sharing other administrative staff required to be reported, please send an email to EMSCMGTS@nysed.gov indicating the title of the staff persons(s) as well as the other district(s) involved in the cost-sharing.

The salaries, benefits and other compensation reported in the form should reflect only the financial support or commitment that your district will be making. They should **not** reflect the total amounts budgeted to be paid by all participating districts over the school year.

Report Estimated Salaries in the Budget for the 2016-2017 School Year

Sections 1608 and 1716 of the Education Law
 (Please read the instructions and definitions before completing this form.)

Title	Salary	Employee Benefits	Other Remuneration
1. Superintendent of Schools	164,690	38,773	

Please list the district or districts with which you will be sharing a superintendent (if applicable):

Associate, Assistant and Deputy Superintendents
 (Example Titles: Associate Superintendent for Instruction, Deputy Superintendent, Assistant Superintendent for Business, etc.)

2.	MIDDLE SCHOOL PRINCIPAL	131,677	44,628	
3.				
4.				
5.				
6.				
7.				
8.				
9.				
10.				
11.				
12.				
13.				
14.				
15.				
16.				
17.				
18.				
19.				
20.				
21.				
22.				
23.				
24.				
25.				
26.				
27.				
28.				
29.				
30.				
31.				
32.				
33.				
34.				
35.				

SCHOOL DISTRICT BUDGET NOTICE

Overall Budget Proposal

	Budget Adopted for the 2015-16 school year	Budget Proposed for the 2016-17 school year	Contingent Budget for the 2016-17 school year*
Total Budgeted Amount, Not Including Separate Propositions	\$ 37,522,000	\$ 38,133,987	\$ 37,689,524
Increase/Decrease for the 2016-17 school year		\$ 581,987	\$ 167,524
Percentage Increase/Decrease in proposed budget		1.55%	0.45%
Change in the Consumer Price Index		0.12%	
A. Proposed Tax Levy to Support the Total Budgeted Amount	\$ 22,302,988	\$ 22,451,460	
B. Levy to Support Library Debt, if Applicable	\$ -	\$ -	
C. Levy for Non-Excludable Propositions, if Applicable **	\$ -	\$ -	
D. Total Tax Cap Reserve Amount Used to Reduce Current Year Levy	\$ -	\$ -	
E. Total Proposed School Tax Year Levy (A + B + C + D)	\$ 22,302,988	\$ 22,451,460	
F. Permissible Exclusions to the School Tax Levy Limit	\$ 360,656	\$ 279,291	
G. School Tax Levy Limit, <u>Excluding</u> Levy for Permissible Exclusions	\$ 21,942,332	\$ 22,172,169	
H. Total Proposed Tax Levy for School Purposes, <u>Excluding</u> Permissible Exclusions and Levy for Library Debt, Plus Prior Year Tax Cap Reserve (E - B - F + D).	\$ 21,942,332	\$ 22,172,169	
I. Difference: (G - H); (Negative Value Requires 60.0% Voter Approval - See Note Below Regarding Separate Propositions)**	\$ -	\$ -	
Administrative Component	\$ 3,080,514	\$ 3,173,747	\$ 3,152,872
Program Component	\$ 29,226,976	\$ 29,729,585	\$ 29,581,113
Capital Component	\$ 5,244,510	\$ 5,230,655	\$ 4,955,539

School districts are required by law to mail this information to all voters of the District after the date of the Budget Hearing on May 10, 2016 but no later than six days prior to the budget vote and election.

The annual Budget Vote for the fiscal year 2016-17 by the qualified voters of the Kinderhook Central School District, Columbia County, New York, will be held at the Ichabod Crane High School Gymnasium on Tuesday, May 17, 2016 between the hours of 8:00 a.m. and 9:00 p.m., prevailing time, at which time the polls will be open to vote by voting ballot or machine.

Under NYS law, a school may submit a budget to voters a maximum of two times. If the budget is defeated the Board may adopt a contingent budget or put a budget before the voters a second time. If the budget is defeated twice, the Board must adopt a contingent budget. Certain existing contingent budget requirements remain in effect that prohibit spending in specific areas including community use of buildings, certain salary increases and new equipment purchases. More significantly a district that adopts a contingent budget may not increase its current tax levy by any amount. Using the required formula the proposed budget is below the allowable tax levy limit, and requires a simple majority. The proposed tax levy increase under the proposed budget is \$148,472.

**List separate Propositions that are not included in the Total Budgeted Amount: (Tax Levy associated with educational or transportation services propositions are not eligible for exclusion and may affect voter approval requirements)	Description	Amount
	Purchase of four (4) buses	\$394,297

	Budget Proposed for the 2016-17 School Year
Estimated Basic STAR Exemption Savings ¹	\$500

¹The basic school tax relief (STAR) exemption is authorized by section 425 of the Real Property Tax Law.

FISCAL ACCOUNTABILITY SUMMARY (2013 - 14)

Commissioner's Regulations require that certain expenditure ratios for general-education and special-education students be reported and compared with ratios for similar districts and all public schools. The required ratios for this district are reported below.

The numbers used to compute the statistics on this page were collected on the State Aid Form A, the State Aid Form F, the School District Annual Financial Report (ST-3), and from the Student Information Repository System (SIRS).

THIS SCHOOL DISTRICT

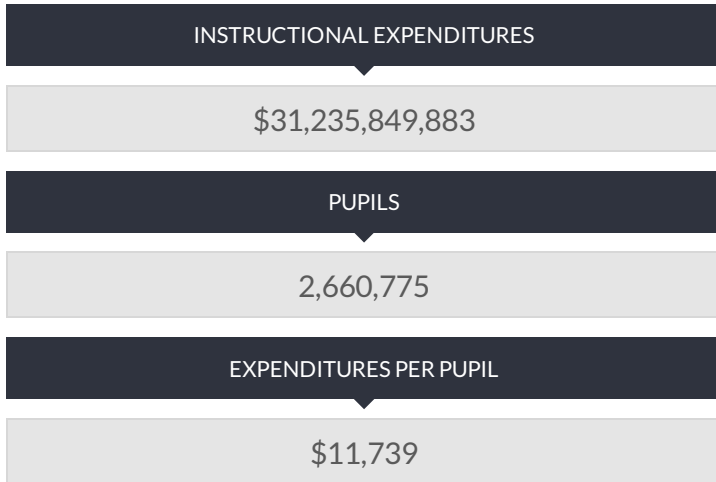
GENERAL EDUCATION	SPECIAL EDUCATION
INSTRUCTIONAL EXPENDITURES	INSTRUCTIONAL EXPENDITURES
\$17,243,224	\$8,595,535
PUPILS	PUPILS
1,877	308
EXPENDITURES PER PUPIL	EXPENDITURES PER PUPIL
\$9,187	\$27,908

SIMILAR DISTRICT GROUP AVERAGE NEED/RESOURCE CAPACITY

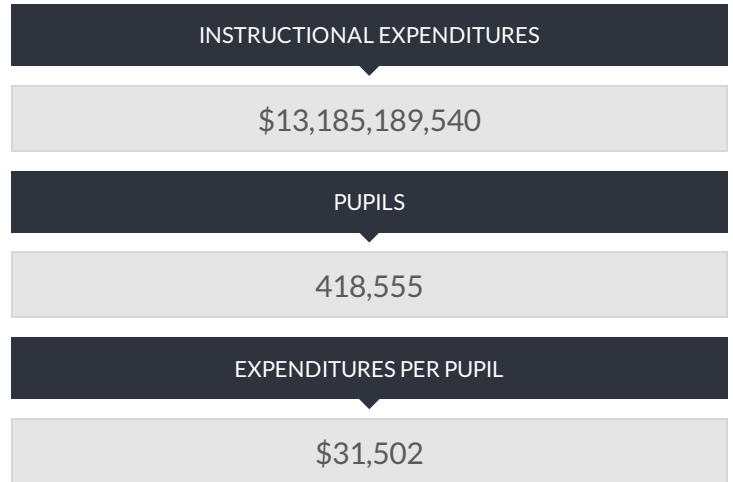
GENERAL EDUCATION	SPECIAL EDUCATION
INSTRUCTIONAL EXPENDITURES	INSTRUCTIONAL EXPENDITURES
\$8,165,063,757	\$3,244,954,913
PUPILS	PUPILS
764,707	107,424
EXPENDITURES PER PUPIL	EXPENDITURES PER PUPIL
\$10,677	\$30,207

ALL SCHOOL DISTRICTS

GENERAL EDUCATION



SPECIAL EDUCATION



Instructional Expenditures for General Education are K-12 expenditures for classroom instruction (excluding Special Education) plus a proration of building level administrative and instructional support expenditures. These expenditures include amounts for instruction of students with disabilities in a general-education setting. District expenditures, such as transportation, debt service and district-wide administration are not included.

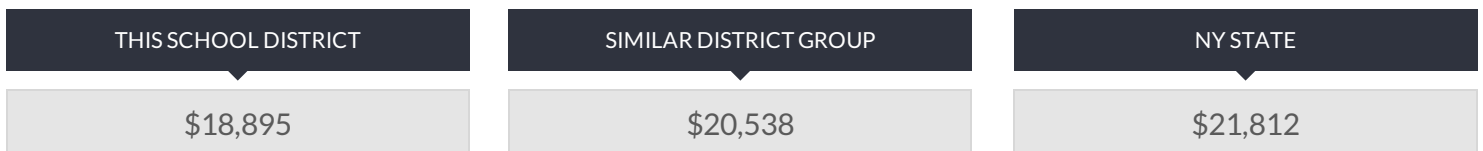
The pupil count for General Education is K-12 average daily membership plus K-12 pupils for whom the district pays tuition to another school district. This number represents all pupils, including those classified as having disabilities and those not classified, excluding only students with disabilities placed out of district. Pupils resident in the district but attending a charter school are included. For districts in which a county jail is located, this number includes incarcerated youth to whom the district must provide an education program.

Instructional Expenditures for Special Education are K-12 expenditures for students with disabilities (including summer special education expenditures) plus a proration of building-level administrative and instructional support expenditures. District expenditures, such as transportation, debt service and district-wide administration are not included.

The pupil count for Special Education is a count of K-12 students with disabilities for the school year plus students for whom the district receives tuition from another district plus students for whom the district pays tuition to another district. Students attending the State schools at Rome and Batavia, private placements and out-of-state placements are included.

Instructional Expenditures Per Pupil is the simple arithmetic ratio of Instructional Expenditures to Pupils. The total cost of instruction for students with disabilities may include both general- and special-education expenditures. Special-education services provided in the general-education classroom may benefit students not classified as having disabilities.

TOTAL EXPENDITURES PER PUPIL

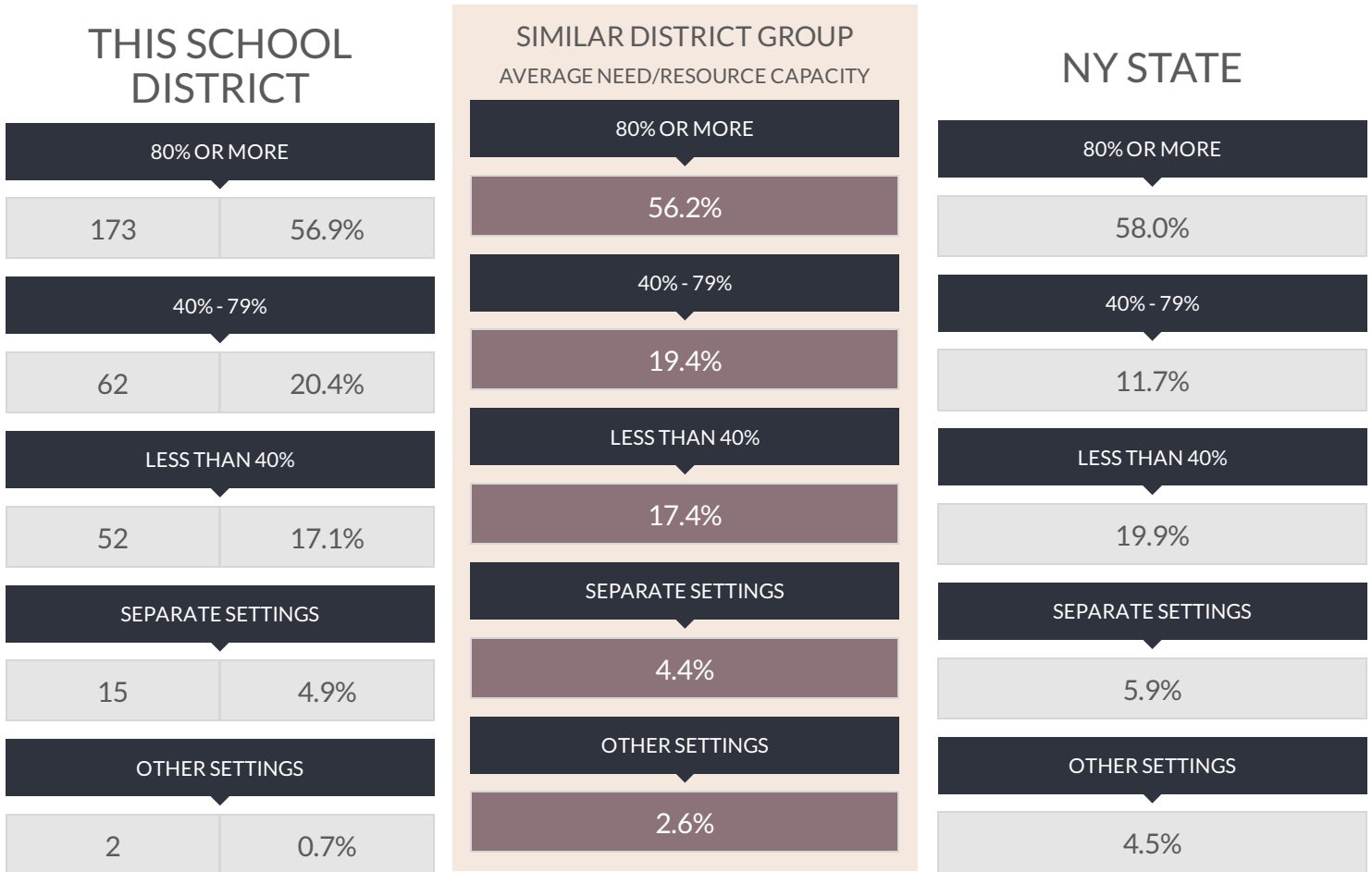


Total Expenditures Per Pupil is the simple arithmetic ratio of Total Expenditures to Pupils. Total Expenditures include district expenditures for classroom instruction, as well as expenditures for transportation, debt service, community service and district-wide administration that are not included in the Instructional Expenditure values for General Education and Special Education. As such, the sum of General Education and Special Education Instructional Expenditures does not equal the Total Expenditures.

INFORMATION ABOUT STUDENTS WITH DISABILITIES (2014 - 15)

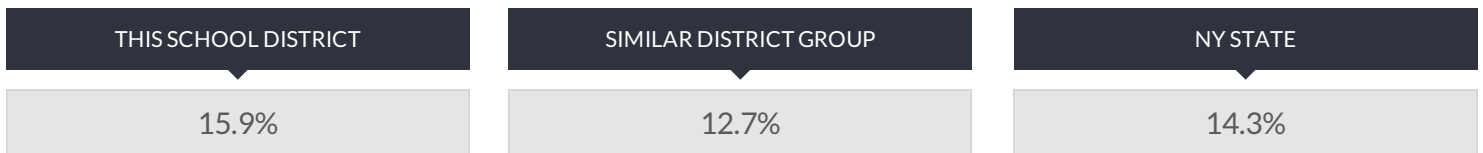
Commissioner's Regulations require reporting students with disabilities by the percent of time they are in general education classrooms and the classification rate of students with disabilities. These data are to be compared with percentages for similar districts and all public schools. The required percentages for this district are reported below.

STUDENT PLACEMENT (PERCENT OF TIME INSIDE REGULAR CLASSROOM)



The source data for the statistics in this table were reported through the Student Information Repository System (SIRS) and verified in Verification Report 5. The counts are numbers of students reported in the least restrictive environment categories for school-age programs (ages 6-21) on BEDS Day, which is the first Wednesday of the reporting year. The percentages represent the amount of time students with disabilities are in general-education classrooms, regardless of the amount and cost of special-education services they receive. Rounding of percentage values may cause them to sum to a number slightly different from 100%.

SCHOOL-AGE STUDENTS WITH DISABILITIES CLASSIFICATION RATE



This rate is a ratio of the count of school-age students with disabilities (ages 4-21) to the total enrollment of all school-age students in the school district, including students who are parentally placed in nonpublic schools located in the school district. The numerator includes all school-age students for whom a district has Committee on Special Education (CSE) responsibility to ensure the provision of special-education services. The denominator includes all school-age students who reside in the district. In the case of parentally placed students in nonpublic schools, it includes the number of students who attend the nonpublic schools located in the school district. Source data are drawn from the SIRS and from the Basic Education Data System (BEDS).

Similar District Groups are identified according to the Need-to-Resource-Capacity Index. More information is available on our [NRC capacity categories](#) page.

Equalized Total Assessed Value 83,173,558

School District - 104401 Ichabod Crane

Exemption Code	Exemption Name	Statutory Authority	Number of Exemptions	Total Equalized Value of Exemptions	Percent of Value Exempted
13500	TOWN - GENERALLY	RPTL 406(1)	1	41,667	0.05
21600	RES OF CLERGY - RELIG CORP OWN	RPTL 462	1	196,190	0.24
25110	NONPROF CORP - RELIG(CONST PRO	RPTL 420-a	2	558,928	0.67
25300	NONPROF CORP - SPECIFIED USES	RPTL 420-b	1	156,667	0.19
26400	INC VOLUNTEER FIRE CO OR DEPT	RPTL 464(2)	1	282,976	0.34
27350	PRIVATELY OWNED CEMETERY LAND	RPTL 446	1	66,667	0.08
41120	ALT VET EX-WAR PERIOD-NON-COMB	RPTL 458-a	21	251,607	0.30
41125	ALT VET EX-WAR PERIOD-NON-COMB	RPTL 458-a	2	24,000	0.03
41130	ALT VET EX-WAR PERIOD-COMBAT	RPTL 458-a	23	460,000	0.55
41140	ALT VET EX-WAR PERIOD-DISABILI	RPTL 458-a	8	233,607	0.28
41720	AGRICULTURAL DISTRICT	AG-MKTS L 305	18	1,359,255	1.63
41800	PERSONS AGE 65 OR OVER	RPTL 467	13	1,291,024	1.55
41805	PERSONS AGE 65 OR OVER	RPTL 467	10	430,036	0.52
41834	ENHANCED STAR	RPTL 425	61	3,993,505	4.80
41854	BASIC STAR 1999-2000	RPTL 425	133	4,304,479	5.18
41930	DISABILITIES AND LIMITED INCOM	RPTL 459-c	1	88,214	0.11
Total Exemptions Exclusive of System Exemptions:			297	13,738,822	16.52
Total System Exemptions:			0	0	0.00
Totals:			297	13,738,822	16.52

Values have been equalized using the Uniform Percentage of Value. The Exempt amounts do not take into consideration, payments in lieu of taxes or other payments for municipal services.

Amount, if any, attributable to payments in lieu of taxes: _____

Equalized Total Assessed Value 220,000

School District - 104401 Ichabod Crane

Exemption Code	Exemption Name	Statutory Authority	Number of Exemptions	Total Equalized Value of Exemptions	Percent of Value Exempted
Total Exemptions Exclusive of System Exemptions:			0	0	0.00
Total System Exemptions:			0	0	0.00
Totals:			0	0	0.00

Values have been equalized using the Uniform Percentage of Value. The Exempt amounts do not take into consideration, payments in lieu of taxes or other payments for municipal services.

Amount, if any, attributable to payments in lieu of taxes: _____

Equalized Total Assessed Value 65,615,085

School District - 104401 Ichabod Crane

Exemption Code	Exemption Name	Statutory Authority	Number of Exemptions	Total Equalized Value of Exemptions	Percent of Value Exempted
13510	TOWN - CEMETERY LAND	RPTL 446	1	32,850	0.05
18020	MUNICIPAL INDUSTRIAL DEV AGENC	RPTL 412-a	1	1,202,000	1.83
25110	NONPROF CORP - RELIG(CONST PRO	RPTL 420-a	1	170,000	0.26
25120	NONPROF CORP - EDUCL(CONST PRO	RPTL 420-a	2	520,000	0.79
41120	ALT VET EX-WAR PERIOD-NON-COMB	RPTL 458-a	6	72,000	0.11
41130	ALT VET EX-WAR PERIOD-COMBAT	RPTL 458-a	7	140,000	0.21
41140	ALT VET EX-WAR PERIOD-DISABILI	RPTL 458-a	1	25,500	0.04
41700	AGRICULTURAL BUILDING	RPTL 483	1	4,000	0.01
41720	AGRICULTURAL DISTRICT	AG-MKTS L 305	36	5,649,731	8.61
41800	PERSONS AGE 65 OR OVER	RPTL 467	14	971,500	1.48
41834	ENHANCED STAR	RPTL 425	30	2,023,940	3.08
41854	BASIC STAR 1999-2000	RPTL 425	95	3,021,000	4.60
41930	DISABILITIES AND LIMITED INCOM	RPTL 459-c	1	32,000	0.05
42130	FARM OR FOOD PROCESSING LABOR	RPTL 483-d	1	8,500	0.01
47610	BUSINESS INVESTMENT PROPERTY P	RPTL 485-b	1	912,900	1.39
49500	SOLAR OR WIND ENERGY SYSTEM	RPTL 487	1	63,700	0.10
Total Exemptions Exclusive of System Exemptions:			199	14,849,621	22.63
Total System Exemptions:			0	0	0.00
Totals:			199	14,849,621	22.63

Values have been equalized using the Uniform Percentage of Value. The Exempt amounts do not take into consideration, payments in lieu of taxes or other payments for municipal services.

Amount, if any, attributable to payments in lieu of taxes: _____

Equalized Total Assessed Value 161,157,890

School District - 104401 Ichabod Crane

Exemption Code	Exemption Name	Statutory Authority	Number of Exemptions	Total Equalized Value of Exemptions	Percent of Value Exempted
13650	VG - GENERALLY	RPTL 406(1)	10	1,458,373	0.90
21600	RES OF CLERGY - RELIG CORP OWN	RPTL 462	1	224,200	0.14
25110	NONPROF CORP - RELIG(CONST PRO	RPTL 420-a	4	4,116,555	2.55
25300	NONPROF CORP - SPECIFIED USES	RPTL 420-b	3	1,755,730	1.09
41120	ALT VET EX-WAR PERIOD-NON-COMB	RPTL 458-a	40	480,000	0.30
41130	ALT VET EX-WAR PERIOD-COMBAT	RPTL 458-a	35	700,000	0.43
41134	ALT VET EX-WAR PERIOD-COMBAT	RPTL 458-a	1	20,000	0.01
41140	ALT VET EX-WAR PERIOD-DISABILI	RPTL 458-a	11	312,610	0.19
41700	AGRICULTURAL BUILDING	RPTL 483	2	400,477	0.25
41720	AGRICULTURAL DISTRICT	AG-MKTS L 305	11	1,583,016	0.98
41730	AGRIC LAND-INDIV NOT IN AG DIS	AG MKTS L 306	2	170,270	0.11
41800	PERSONS AGE 65 OR OVER	RPTL 467	23	1,865,094	1.16
41804	PERSONS AGE 65 OR OVER	RPTL 467	16	1,458,750	0.91
41820	LIVING QUARTERS FOR PARENTS AN	RPTL 469	1	27,940	0.02
41834	ENHANCED STAR	RPTL 425	100	6,853,985	4.25
41854	BASIC STAR 1999-2000	RPTL 425	328	10,430,400	6.47
41930	DISABILITIES AND LIMITED INCOM	RPTL 459-c	6	688,250	0.43
Total Exemptions Exclusive of System Exemptions:			594	32,545,650	20.19
Total System Exemptions:			0	0	0.00
Totals:			594	32,545,650	20.19

Values have been equalized using the Uniform Percentage of Value. The Exempt amounts do not take into consideration, payments in lieu of taxes or other payments for municipal services.

Amount, if any, attributable to payments in lieu of taxes: _____

Equalized Total Assessed Value 125,815,171

School District - 104401 Ichabod Crane

Exemption Code	Exemption Name	Statutory Authority	Number of Exemptions	Total Equalized Value of Exemptions	Percent of Value Exempted
12100	NYS - GENERALLY	RPTL 404(1)	2	104,500	0.08
13100	CO - GENERALLY	RPTL 406(1)	1	4,000	0.00
13500	TOWN - GENERALLY	RPTL 406(1)	1	5,000	0.00
13510	TOWN - CEMETERY LAND	RPTL 446	1	400,000	0.32
13650	VG - GENERALLY	RPTL 406(1)	20	3,800,280	3.02
13800	SCHOOL DISTRICT	RPTL 408	1	2,565,420	2.04
18020	MUNICIPAL INDUSTRIAL DEV AGENC	RPTL 412-a	2	781,400	0.62
21600	RES OF CLERGY - RELIG CORP OWN	RPTL 462	3	639,600	0.51
25110	NONPROF CORP - RELIG(CONST PRO	RPTL 420-a	4	3,016,255	2.40
25210	NONPROF CORP - HOSPITAL	RPTL 420-a	1	262,763	0.21
25300	NONPROF CORP - SPECIFIED USES	RPTL 420-b	5	864,700	0.69
26400	INC VOLUNTEER FIRE CO OR DEPT	RPTL 464(2)	2	339,407	0.27
27350	PRIVATELY OWNED CEMETERY LAND	RPTL 446	1	343,200	0.27
41120	ALT VET EX-WAR PERIOD-NON-COMB	RPTL 458-a	17	204,000	0.16
41130	ALT VET EX-WAR PERIOD-COMBAT	RPTL 458-a	22	440,000	0.35
41140	ALT VET EX-WAR PERIOD-DISABILI	RPTL 458-a	5	110,760	0.09
41720	AGRICULTURAL DISTRICT	AG-MKTS L 305	1	75,521	0.06
41800	PERSONS AGE 65 OR OVER	RPTL 467	29	2,025,950	1.61
41834	ENHANCED STAR	RPTL 425	83	5,711,290	4.54
41854	BASIC STAR 1999-2000	RPTL 425	285	9,051,200	7.19
41930	DISABILITIES AND LIMITED INCOM	RPTL 459-c	4	332,200	0.26

Equalized Total Assessed Value 125,815,171

School District - 104401 Ichabod Crane

Exemption Code	Exemption Name	Statutory Authority	Number of Exemptions	Total Equalized Value of Exemptions	Percent of Value Exempted
48660	HOUSING DEVELOPMENT FUND CO	P H F I L 577,654-a	1	1,900,000	1.51
Total Exemptions Exclusive of System Exemptions:			491	32,977,446	26.21
Total System Exemptions:			0	0	0.00
Totals:			491	32,977,446	26.21

Values have been equalized using the Uniform Percentage of Value. The Exempt amounts do not take into consideration, payments in lieu of taxes or other payments for municipal services.

Amount, if any, attributable to payments in lieu of taxes: _____

Equalized Total Assessed Value 644,613,050

School District - 104401 Ichabod Crane

Exemption Code	Exemption Name	Statutory Authority	Number of Exemptions	Total Equalized Value of Exemptions	Percent of Value Exempted
12100	NYS - GENERALLY	RPTL 404(1)	2	1,509,200	0.23
13100	CO - GENERALLY	RPTL 406(1)	2	221,180	0.03
13500	TOWN - GENERALLY	RPTL 406(1)	7	3,006,970	0.47
13510	TOWN - CEMETERY LAND	RPTL 446	1	265,000	0.04
13650	VG - GENERALLY	RPTL 406(1)	2	100,000	0.02
13800	SCHOOL DISTRICT	RPTL 408	4	81,164,279	12.59
14100	USA - GENERALLY	RPTL 400(1)	4	2,800,510	0.43
18020	MUNICIPAL INDUSTRIAL DEV AGENC	RPTL 412-a	1	318,500	0.05
21600	RES OF CLERGY - RELIG CORP OWN	RPTL 462	1	248,800	0.04
25110	NONPROF CORP - RELIG(CONST PRO	RPTL 420-a	6	4,356,800	0.68
25210	NONPROF CORP - HOSPITAL	RPTL 420-a	2	690,000	0.11
25300	NONPROF CORP - SPECIFIED USES	RPTL 420-b	8	1,899,789	0.29
26400	INC VOLUNTEER FIRE CO OR DEPT	RPTL 464(2)	2	685,000	0.11
27350	PRIVATELY OWNED CEMETERY LAND	RPTL 446	1	440,000	0.07
41120	ALT VET EX-WAR PERIOD-NON-COMB	RPTL 458-a	125	1,500,000	0.23
41130	ALT VET EX-WAR PERIOD-COMBAT	RPTL 458-a	103	2,055,750	0.32
41140	ALT VET EX-WAR PERIOD-DISABILI	RPTL 458-a	30	770,676	0.12
41400	CLERGY	RPTL 460	1	1,500	0.00
41700	AGRICULTURAL BUILDING	RPTL 483	6	748,446	0.12
41720	AGRICULTURAL DISTRICT	AG-MKTS L 305	157	16,781,869	2.60
41730	AGRIC LAND-INDIV NOT IN AG DIS	AG MKTS L 306	10	1,902,601	0.30
41800	PERSONS AGE 65 OR OVER	RPTL 467	119	9,564,144	1.48
41834	ENHANCED STAR	RPTL 425	312	21,913,307	3.40
41854	BASIC STAR 1999-2000	RPTL 425	1,179	38,290,050	5.94
41930	DISABILITIES AND LIMITED INCOM	RPTL 459-c	7	600,900	0.09
42130	FARM OR FOOD PROCESSING LABOR	RPTL 483-d	3	171,100	0.03
49500	SOLAR OR WIND ENERGY SYSTEM	RPTL 487	2	6,916	0.00

Equalized Total Assessed Value 644,613,050

School District - 104401 Ichabod Crane

Exemption Code	Exemption Name	Statutory Authority	Number of Exemptions	Total Equalized Value of Exemptions	Percent of Value Exempted
50000	SYSTEM CODE	STATUTORY AUTH NOT DEFINED	3	1,532,300	0.24
Total Exemptions Exclusive of System Exemptions:			2,097	192,013,287	29.79
Total System Exemptions:			3	1,532,300	0.24
Totals:			2,100	193,545,587	30.03

Values have been equalized using the Uniform Percentage of Value. The Exempt amounts do not take into consideration, payments in lieu of taxes or other payments for municipal services.

Amount, if any, attributable to payments in lieu of taxes: _____

Equalized Total Assessed Value 128,115,812

School District - 104401 Ichabod Crane

Exemption Code	Exemption Name	Statutory Authority	Number of Exemptions	Total Equalized Value of Exemptions	Percent of Value Exempted
12100	NYS - GENERALLY	RPTL 404(1)	7	7,475,634	5.84
13500	TOWN - GENERALLY	RPTL 406(1)	7	697,823	0.54
13870	SPEC DIST USED FOR PURPOSE EST	RPTL 410	5	166,516	0.13
21100	IN TRUST BY CLERGY FOR CHURCH	RPTL 436	2	458,993	0.36
25300	NONPROF CORP - SPECIFIED USES	RPTL 420-b	1	126,353	0.10
27350	PRIVATELY OWNED CEMETERY LAND	RPTL 446	5	525,950	0.41
41120	ALT VET EX-WAR PERIOD-NON-COMB	RPTL 458-a	39	465,281	0.36
41130	ALT VET EX-WAR PERIOD-COMBAT	RPTL 458-a	20	400,000	0.31
41140	ALT VET EX-WAR PERIOD-DISABILI	RPTL 458-a	6	233,086	0.18
41400	CLERGY	RPTL 460	1	1,667	0.00
41720	AGRICULTURAL DISTRICT	AG-MKTS L 305	26	1,233,994	0.96
41800	PERSONS AGE 65 OR OVER	RPTL 467	49	3,181,248	2.48
41805	PERSONS AGE 65 OR OVER	RPTL 467	9	94,362	0.07
41834	ENHANCED STAR	RPTL 425	122	8,048,350	6.28
41854	BASIC STAR 1999-2000	RPTL 425	318	10,465,466	8.17
41930	DISABILITIES AND LIMITED INCOM	RPTL 459-c	1	58,639	0.05
41936	DISABILITIES AND LIMITED INCOM	RPTL 459-c	1	53,366	0.04
42120	TEMPORARY GREENHOUSES	RPTL 483-c	1	82,667	0.06
Total Exemptions Exclusive of System Exemptions:			620	33,769,395	26.36
Total System Exemptions:			0	0	0.00
Totals:			620	33,769,395	26.36

Values have been equalized using the Uniform Percentage of Value. The Exempt amounts do not take into consideration, payments in lieu of taxes or other payments for municipal services.

Amount, if any, attributable to payments in lieu of taxes: _____

Equalized Total Assessed Value 207,837,365

School District - 104401 Ichabod Crane

Exemption Code	Exemption Name	Statutory Authority	Number of Exemptions	Total Equalized Value of Exemptions	Percent of Value Exempted
12100	NYS - GENERALLY	RPTL 404(1)	12	3,124,000	1.50
13500	TOWN - GENERALLY	RPTL 406(1)	12	1,342,800	0.65
18020	MUNICIPAL INDUSTRIAL DEV AGENC	RPTL 412-a	1	1,515,000	0.73
25110	NONPROF CORP - RELIG(CONST PRO	RPTL 420-a	7	1,696,000	0.82
25230	NONPROF CORP - MORAL/MENTAL IM	RPTL 420-a	1	143,400	0.07
26100	VETERANS ORGANIZATION	RPTL 452	1	225,000	0.11
26400	INC VOLUNTEER FIRE CO OR DEPT	RPTL 464(2)	7	941,100	0.45
27350	PRIVATELY OWNED CEMETERY LAND	RPTL 446	3	132,900	0.06
41120	ALT VET EX-WAR PERIOD-NON-COMB	RPTL 458-a	45	533,550	0.26
41130	ALT VET EX-WAR PERIOD-COMBAT	RPTL 458-a	30	600,000	0.29
41140	ALT VET EX-WAR PERIOD-DISABILI	RPTL 458-a	5	124,500	0.06
41690	VOLUNTEER FIREFIGHTERS AND AMB	RPTL 466-c,d,e,f,g,h&i	10	30,000	0.01
41700	AGRICULTURAL BUILDING	RPTL 483	8	1,998,500	0.96
41720	AGRICULTURAL DISTRICT	AG-MKTS L 305	142	7,172,332	3.45
41800	PERSONS AGE 65 OR OVER	RPTL 467	33	2,090,095	1.01
41824	LIVING QUARTERS FOR PARENTS AN	RPTL 469	1	86,000	0.04
41834	ENHANCED STAR	RPTL 425	132	8,860,045	4.26
41844	En STAR (land belongs to other	RPTL 425	1	51,200	0.02
41854	BASIC STAR 1999-2000	RPTL 425	370	12,021,250	5.78
41864	Basic STAR (land belongs to ot	RPTL 425	5	67,100	0.03
41930	DISABILITIES AND LIMITED INCOM	RPTL 459-c	1	57,500	0.03
47460	FOREST LAND CERTD AFTER 8/74	RPTL 480-a	8	858,714	0.41

Equalized Total Assessed Value 207,837,365

School District - 104401 Ichabod Crane

Exemption Code	Exemption Name	Statutory Authority	Number of Exemptions	Total Equalized Value of Exemptions	Percent of Value Exempted
49500	SOLAR OR WIND ENERGY SYSTEM	RPTL 487	10	207,600	0.10
Total Exemptions Exclusive of System Exemptions:			845	43,878,586	21.11
Total System Exemptions:			0	0	0.00
Totals:			845	43,878,586	21.11

Values have been equalized using the Uniform Percentage of Value. The Exempt amounts do not take into consideration, payments in lieu of taxes or other payments for municipal services.

Amount, if any, attributable to payments in lieu of taxes: _____

Equalized Total Assessed Value 37,955,896

School District - 104401 Ichabod Crane CSD

Exemption Code	Exemption Name	Statutory Authority	Number of Exemptions	Total Equalized Value of Exemptions	Percent of Value Exempted
12100	NYS - GENERALLY	RPTL 404(1)	1	548,753	1.45
27250	RAILROAD PROP OWNED BY AMTRAK	45 U S C 546b	1	69,600	0.18
41120	ALT VET EX-WAR PERIOD-NON-COMB	RPTL 458-a	8	96,000	0.25
41130	ALT VET EX-WAR PERIOD-COMBAT	RPTL 458-a	5	100,000	0.26
41140	ALT VET EX-WAR PERIOD-DISABILI	RPTL 458-a	2	77,215	0.20
41720	AGRICULTURAL DISTRICT	AG-MKTS L 305	26	1,354,394	3.57
41800	PERSONS AGE 65 OR OVER	RPTL 467	3	362,600	0.96
41834	ENHANCED STAR	RPTL 425	19	1,200,885	3.16
41854	BASIC STAR 1999-2000	RPTL 425	77	2,310,000	6.09
Total Exemptions Exclusive of System Exemptions:			142	6,119,447	16.12
Total System Exemptions:			0	0	0.00
Totals:			142	6,119,447	16.12

Values have been equalized using the Uniform Percentage of Value. The Exempt amounts do not take into consideration, payments in lieu of taxes or other payments for municipal services.

Amount, if any, attributable to payments in lieu of taxes: _____

Equalized Total Assessed Value 9,174,728

School District - 104401 Ichabod Crane CSD

Exemption Code	Exemption Name	Statutory Authority	Number of Exemptions	Total Equalized Value of Exemptions	Percent of Value Exempted
41120	ALT VET EX-WAR PERIOD-NON-COMB	RPTL 458-a	1	12,000	0.13
41130	ALT VET EX-WAR PERIOD-COMBAT	RPTL 458-a	3	60,000	0.65
41140	ALT VET EX-WAR PERIOD-DISABILI	RPTL 458-a	1	20,833	0.23
41720	AGRICULTURAL DISTRICT	AG-MKTS L 305	2	170,166	1.85
41800	PERSONS AGE 65 OR OVER	RPTL 467	2	150,577	1.64
41834	ENHANCED STAR	RPTL 425	8	509,024	5.55
41854	BASIC STAR 1999-2000	RPTL 425	30	876,930	9.56
Total Exemptions Exclusive of System Exemptions:			47	1,799,530	19.61
Total System Exemptions:			0	0	0.00
Totals:			47	1,799,530	19.61

Values have been equalized using the Uniform Percentage of Value. The Exempt amounts do not take into consideration, payments in lieu of taxes or other payments for municipal services.

Amount, if any, attributable to payments in lieu of taxes: _____

Equalized Total Assessed Value 47,130,624

School District - 104401 Ichabod Crane CSD

Exemption Code	Exemption Name	Statutory Authority	Number of Exemptions	Total Equalized Value of Exemptions	Percent of Value Exempted
12100	NYS - GENERALLY	RPTL 404(1)	1	548,753	1.16
27250	RAILROAD PROP OWNED BY AMTRAK	45 U S C 546b	1	69,600	0.15
41120	ALT VET EX-WAR PERIOD-NON-COMB	RPTL 458-a	9	108,000	0.23
41130	ALT VET EX-WAR PERIOD-COMBAT	RPTL 458-a	8	160,000	0.34
41140	ALT VET EX-WAR PERIOD-DISABILI	RPTL 458-a	3	98,048	0.21
41720	AGRICULTURAL DISTRICT	AG-MKTS L 305	28	1,524,560	3.23
41800	PERSONS AGE 65 OR OVER	RPTL 467	5	513,177	1.09
41834	ENHANCED STAR	RPTL 425	27	1,709,909	3.63
41854	BASIC STAR 1999-2000	RPTL 425	107	3,186,930	6.76
Total Exemptions Exclusive of System Exemptions:			189	7,918,977	16.80
Total System Exemptions:			0	0	0.00
Totals:			189	7,918,977	16.80

Values have been equalized using the Uniform Percentage of Value. The Exempt amounts do not take into consideration, payments in lieu of taxes or other payments for municipal services.

Amount, if any, attributable to payments in lieu of taxes: _____